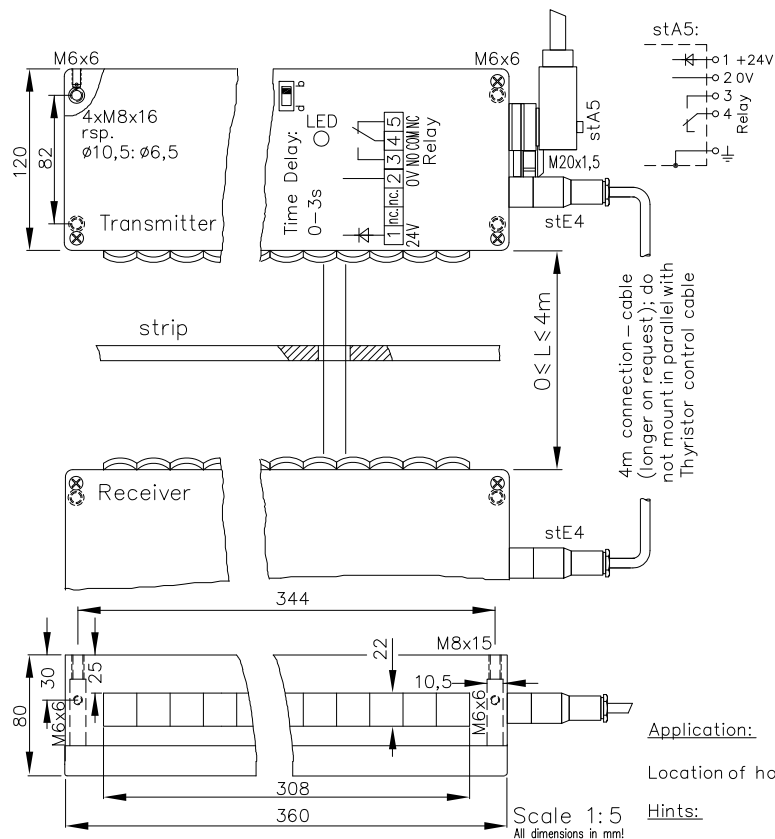
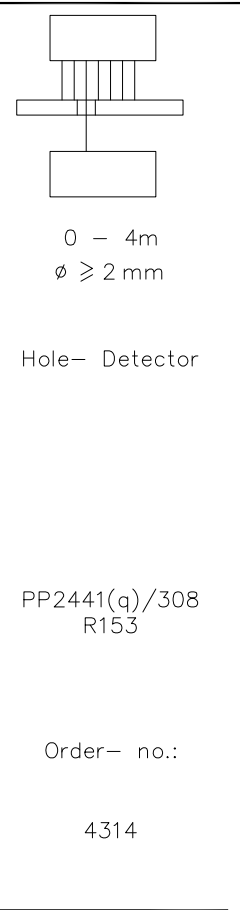
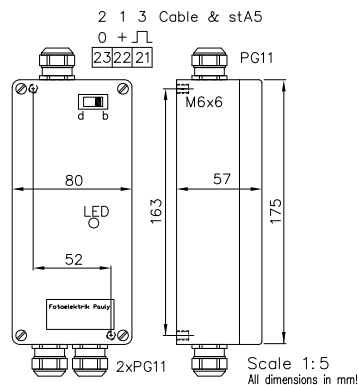


Hole Detector Type PP2441(q)/308/R153

for Detection of Welded Seams



The external control unit PP83201/2 is only necessary for special connections of several hole detectors. Normally, the power supply is placed in the PP2441/R153 transmitter.



Application:

Location of hole- marked welded seams

Hints:

Speed of strip and diameter of holes define whether a normal- or q-device will be required (see diagram). In case of strip speeds above 900m/min please contact us for information. The (non transparent) strip has to cover the device completely; in case of smaller strips the flanks of the device have to be covered by means of non transparent material.

Technical Characteristics:

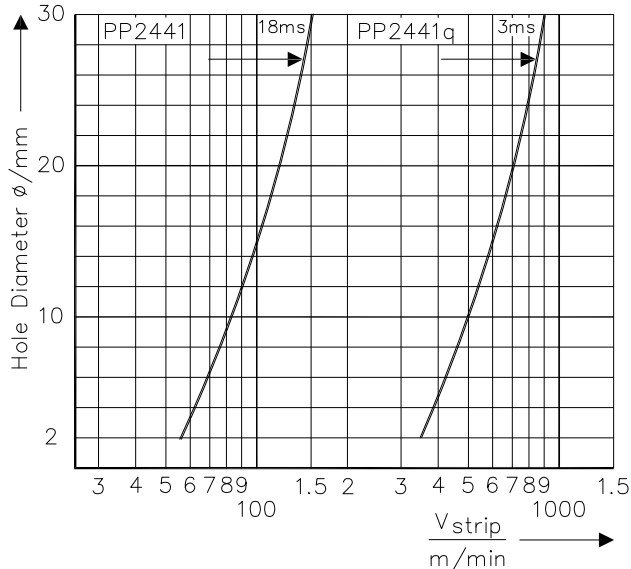
Housing	Al-Cast
Weight	approx. 5000g
Protection Mode	IP65
Supply	24VDC/100mA
Output	Relay, 5A, 900VA, 1xCh, R
Switching Mode	Bright-/darkswitching, selectable
Transmitter Light	GaAs 880nm
Steady Light Resistance	>80kLx
Interference Suppressor	Force Synchronisation
Access Time	q <2ms/Switch Transition (optional) normal <12ms/Switch Transition
Switching Frequency	q Relay: 10/s; electron.: 300/s (opt.) normal Relay: 10/s; electron.: 40/s
Switch Indicator	LED
Time Delay	0-3s switch-on-off-delay, z3
Ambient Temperature	-25...+60°C

Accessories:

Cooling Water Flange 2xKW153 (then milled wall, y)

Special Design (optional):

Heat-protected optical system, pl	
Supply Voltage	42...48VAC, 115VAC, 230VAC
Outputs	pnp, e2; npn, e3; Optocoupler, e1



4314 DE (28.10.96 tb) (07.12.04 mjl/tb) (11.05.12 tb)
 E_4314 1 (12.06.97 tb) (02.11.06 tb) 13.01.15 tb
 (19.12.89 kg) (17.06.02 tb) (30.03.07 tb)
 (19.06.95 tb) (02.08.02 tb) (20.12.11 tb)