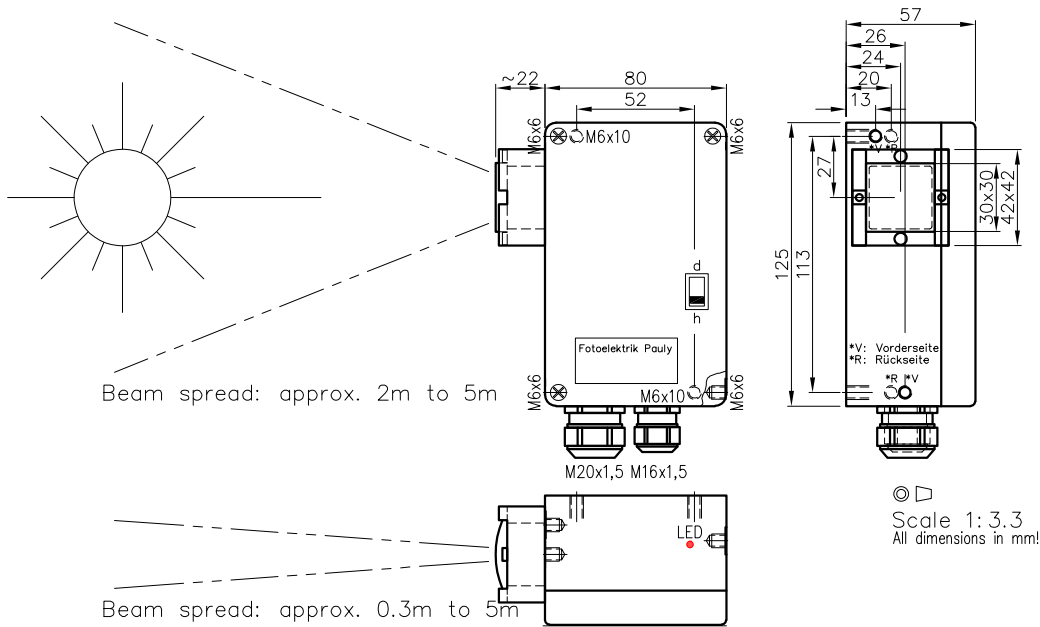
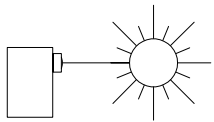


Heat Radiation Detector Type PP5520/2 mit einseitig gespreiztem Gesichtsfeld

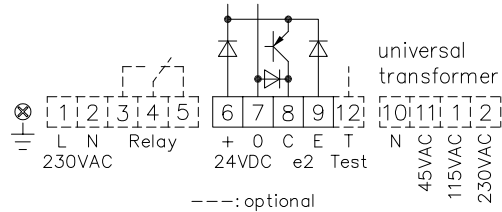
≥ 600°C

Heat Radiation Detector with single-sided spreaded field of vision

PP5525/2*01

Order no.: 4225M01

Connection diagramm:



Technical characteristics:

Housing	Al-Cast
Weight	approx. 700g
Protection mode	IP65
Connection	Terminal block
Supply	24VDC/50mA without load
Output	pnp 60mA s.-c.-prot., e2
Signal mode	bright-/darkswitching, selectable
Access time	<0,5ms/switch transition
Switching rate	electron.:1000/s; Relay:10/s
Beam cross section	approx. 0.3x2m at 5m
Switch indicator	LED red
Ambient temperature	-25...+60°C

Options:

Connection	Plug, no.-cable
Supply	230VAC, 115VAC, 42...48VAC 45/115/230VAC with universal transformer, G
Output	Optocoupler 60V/50mA, e1 npn 60mA s.c.-prot., e3 Relay 250VAC/10A, 2500VA, 1xCh, R
Time delay	Switching-on-off-delay, separately adjustable, z...
	If using cooling water flange, then milled wall, y
	Testing by test transmitter, ts

Accessories:

- Optical filters
- Adjustment flange JF26H
- Heavy adjustment flange R26SH
- Elbow tube adjustment AD26SS1 or AD26SS2
- Cooling water flange KW26
- Anti dust tube TUB46
- Integrated protection system KJT26 or KRT26*

* Including: cooling by water, adjustment, anti dust tube, diaphragms, optical filter

Notes:

- Terminal blocks: Cage clamp; Stripped conductor length 8...9mm;
- Conductor cross section 0,25...2,5mm² (with insulated ferrule up to 1,5mm² only); actuated by screwdriver 2,5x0,4mm.
- Testing option ("ts", terminal 12):
Test transmitter activated by terminal 12 to 0V
Test transmitter deactivated by terminal 12 not connected.

4225 DE M01 13.10.20 tb
E_4225 1
(16.07.03 gs)
(18.02.05 m)