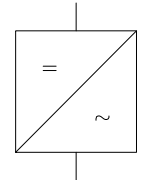
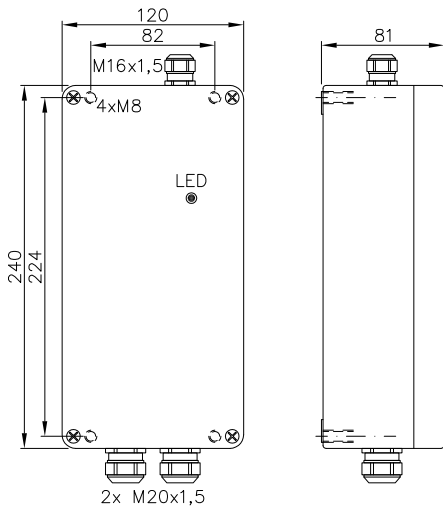


## Control Device Type PP86301

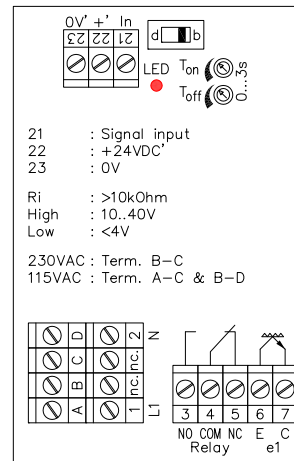
Number of the number in the device name	Number on this Place	0	1	2	3	4	5	6	7	8	9
1st	Type of device	Device of dis-tribution	Indication device	X	Evaluating device		X	X		Supply unit	
2nd	Power [VA]	3	<1.5	5	10	16	30	50...60		120	without transf.
3rd	Type of housing	R11	R26	R27	R152	R153	R57	R58	R61		
4th	Function	1 outp. per LB	Logic int. to 1 outp.	without Funct.	measur. LB					Prevent. of accid.	special
5th	Quantity of light barriers	special	1	2	3	4	5	6	7	8	9



Control Device



Scale 1:5  
All dimensions in mm!



PP86301

Order no.:

2436

### Technical characteristics:

Housing	Al-Cast
Weight	approx. 2800g
Protection mode	IP65
Connection	Terminal strip
Supply	230/115VAC/60VA, ±10%
DC-Output	~22VDC/1900mA
Time delay	0-3s, switching-on-off-delay, separatly adjustable, z3
Signal mode	bright-/darkswitching, selectable
Output	Relay, 250VAC/8A, 150W/1500VA, 1xCh, R Optocoupler 60V/50mA, e1
Ambient temperatur	-25...+60°C

### Special design:

Connection	4+1 pin plug stLU5 6+1 pin plug stBi7
Supply	42...48VAC
Time delay	0-1s, z1; 0-10s, z10; 0-20s, z20

2436 DE  
E\_2436\_1  
(07.09.10 tb)  
06.09.17 tb

### Hint:

When using the units in mode "b", the output is active if there is a high-level at the signal-input. By adjusting the potentiometer anticlockwise the time delays will increase. The adjustable intervals are between 0 and approx. 3 sec. In case of using the units in mode "d", Ton will change to Toff!

The design and make of the devices and their electronics are intellectual property of the company "Fotoelektrik Pauly GmbH". Internal circuit diagrams can, for copyright reasons, not be given therefore. Subject to technical alterations. Errors excepted. The reprinting of this data sheet or the copying of extracts from it are allowed only with the approval of the "Fotoelektrik Pauly GmbH" and with an indication of the sources used. Infringements are punishable by law.